

Compare Report

View assessment results for the selected individuals below. Compare results side-by-side to understand this group's relative strengths and weaknesses.

Sample, Sam



Employee, Tiffany



Example, Ash



Staff, Allen



Key Insights

View assessment results for the selected individuals below. Compare results side-by-side to understand this group's relative strengths and weaknesses.



BEHAVIORAL MATCH

Relevance 70.00 %

A measure of the critical behavioral traits that lead to success in this role



LOGICAL REASONING

Relevance 10.00 %

A measure of an individual's ability to demonstrate logical reasoning skills



READING COMPREHENSION

Relevance 10.00 %

A measure of an individual's ability to demonstrate reading comprehension skills



ABSTRACT REASONING

Relevance 10.00 %

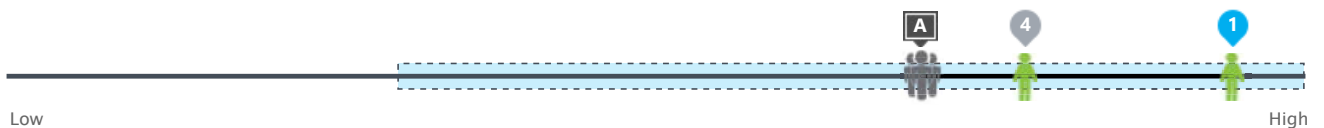
A measure of an individual's ability to solve problems involving abstract concepts.

- 1 Sample, Same
- 2 Employee, Tiffany
- 3 Example, Ash
- 4 Staff, Allen

Match Area =

LOGICAL REASONING

Logical Reasoning Ability

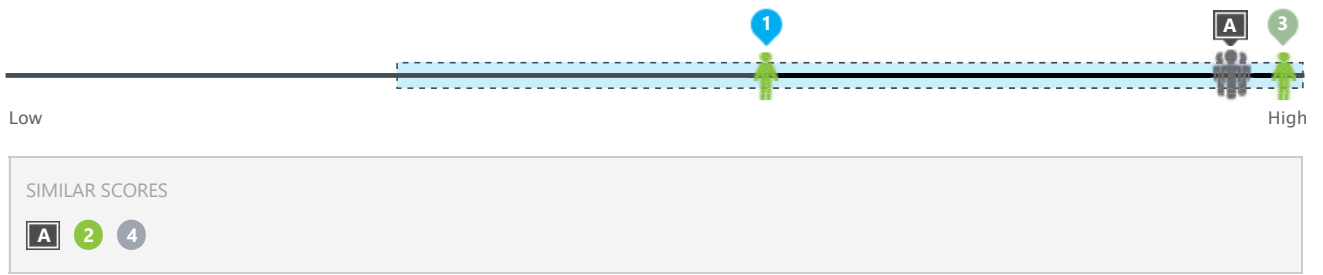


SIMILAR SCORES

- A
- 2
- 3

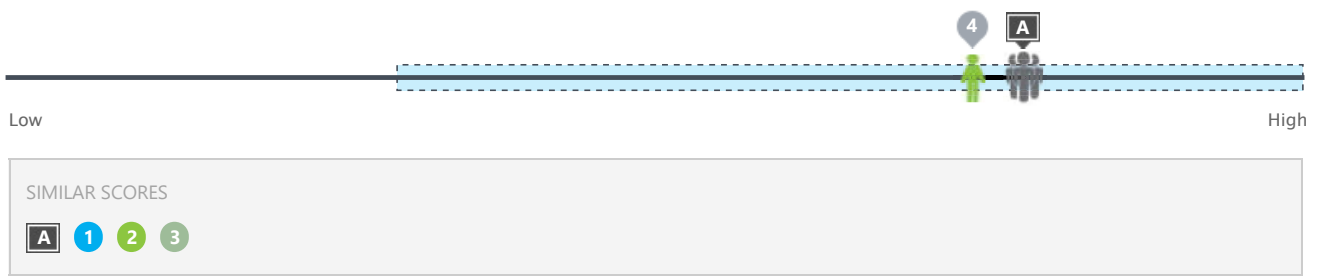
READING COMPREHENSION

Reading Comprehension



ABSTRACT REASONING

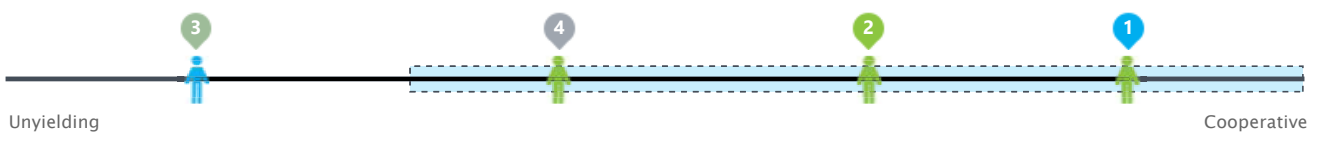
Abstract Reasoning Ability



BEHAVIORAL MATCH

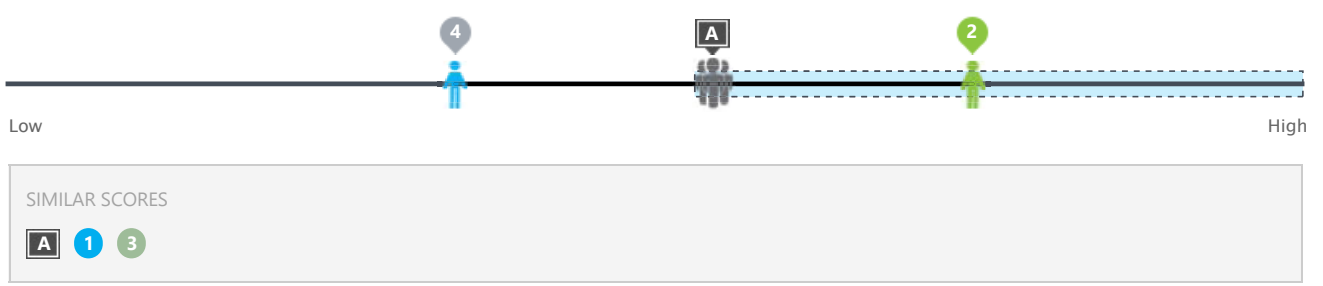
Relating

Accommodation

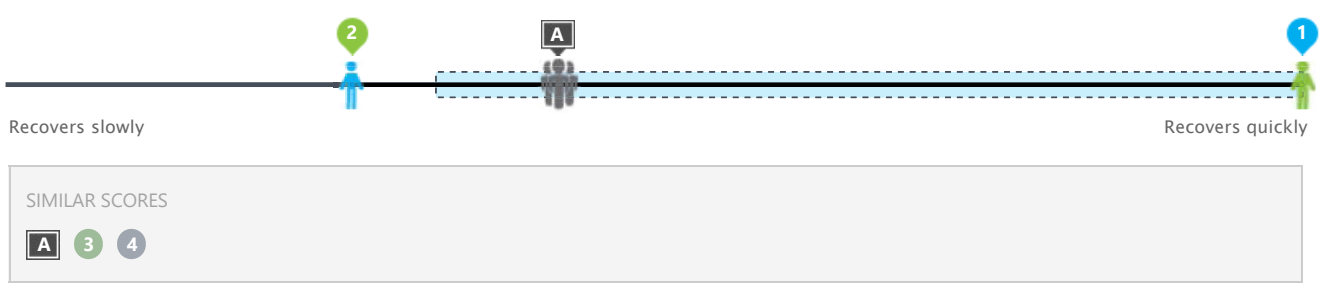


Working

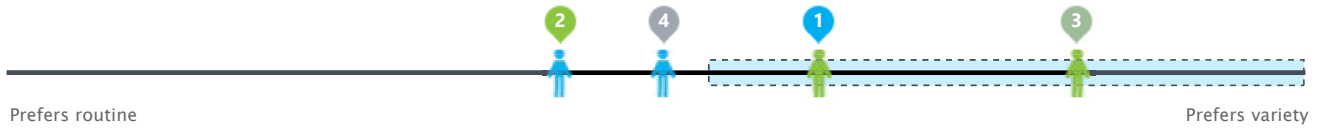
Follow Through



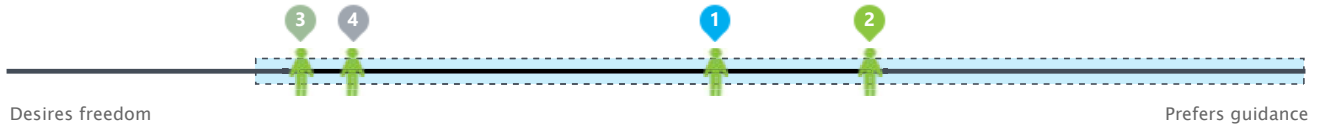
Frustration Tolerance



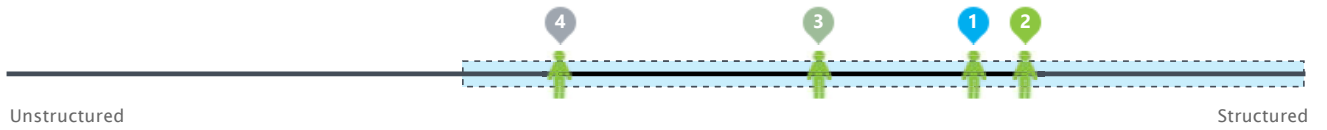
Multitasking



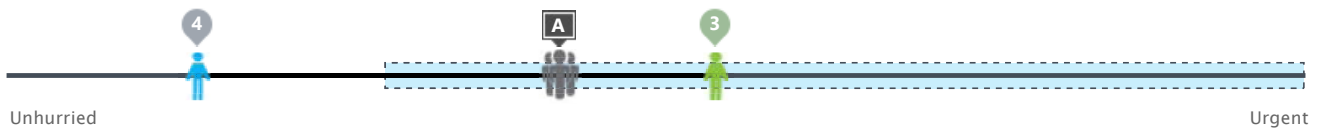
Preference for Structure



Process-Focused



Work Intensity



SIMILAR SCORES



For more information:
Select, Assess & Train
Tel: 919-787-8395
info@selectassesstrain.com